






**M/S IVM PHARMACIA**  
 Plot No. 05, Industrial Township,  
 Bhatoli- Kalan, Baddi (H.P.) -173205  
**CERTIFICATE OF ANALYSIS (FINISHED PRODUCT)**

**QUALITY CONTROL DEPARTMENT**

<b>PRODUCT NAME</b>	<b>PARACETAMOL INFUSION IP (1000 MG/100 ML)</b>	<b>BATCH NO.</b>	<b>IK24207</b>
<b>GENERIC NAME</b>	<b>PARACETAMOL INFUSION IP (1000 MG/100 ML)</b>	<b>A. R. NO.</b>	<b>QC/FP/24/0851</b>
<b>MFG. DATE</b>	<b>06/2024</b>	<b>PRODUCT CODE</b>	<b>K</b>
<b>EXP .DATE</b>	<b>05/2026</b>	<b>BATCH SIZE</b>	<b>1500 LTR</b>
<b>SAMPLE SIZE</b>	<b>27 X 100 ML</b>	<b>PACK SIZE</b>	<b>100 ML</b>
<b>DATE TEST STARTED</b>	<b>03/06/2024</b>	<b>DATE TEST COMPLETED</b>	<b>18/06/2024</b>
<b>MFG. LIC. NO.</b>	<b>LVP/18/09</b>	<b>SPECIFICATION NO.</b>	<b>FPS/F010-03</b>

S.NO.	TEST	OBSERVATION	SPECIFICATION
1	Description	A clear colorless solution	A clear colorless solution.
2	Identification	Principle peak in assay solution is corresponds to principle peak in reference solution	In the assay, the principle peak in the chromatogram obtained with test solution corresponds to that in the chromatogram obtained with reference solution.
3	pH	6.06	4.5 to 6.5
4	Light absorption	0.0013	The absorbance of infusion at 500 nm is not more than 0.04.
5	Related Substances	0.004% 0.004 ppm 0.023%	4 Amino phenol.....NMT 0.1% 4 Chloroacetanilide.....NMT 10 ppm Any other secondary peaks.....NMT 0.25%
6	Extractable volume	102 ml	Not less than nominal volume
7	Bacterial Endotoxins Test	Less than 2.0EU/ml	Not more than 2.0 EU/ml of Paracetamol
8	Sterility	Sterile	No growth observed during incubation period of 14 days.
9	Particulate Contamination	33.33 particles/container  Nil	≥ 10 µm Not more than 6000 particles/container. ≥ 25 µm Not more than 600 particles/container.
10	Assay Each 100ml contains: Paracetamol IP....1000mg  Mannitol IP.....5.0%w/v	1028.15 mg/100ml (102.8 %)  5.03 %w/v (100.7 %)	900.0mg to 1100.0mg/100 ml (90.0 % to 110.0 % of label claim)  4.50 % w/v to 5.50 % w/v (90.0 % to 110.0 % of label claim)

**Remark:** The above sample complies / does not comply as per IH/ IP/BP/USP specification or external lab analysis report. ND: Not Detected'

	<b>ANALYSED BY</b>	<b>CHECKED BY</b>	<b>APPROVED BY</b>
<b>Signature/ Date</b>	 18/06/24	 18/06/24	 18/06/24
	<b>Officer-QC</b>	<b>Executive-QC</b>	<b>Quality Head</b>